

Fall 2023 FRCC Campus Select Student Instructions (Courses on the FRCC Campus)

Registration for fall semester courses on the FRCC Campus opens on [March 13th, 2023](#). This process must be completed prior to PSD students registering for courses to be eligible for free tuition.

Deadline to complete the Campus Select process: Friday, August 25th, 2023

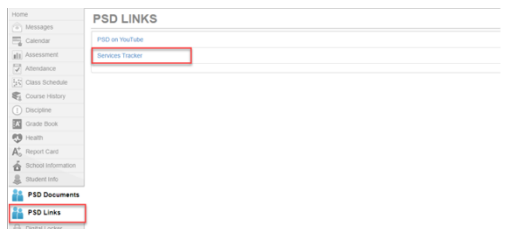


First, apply to Front Range Community College and get your S# - you will need it often!

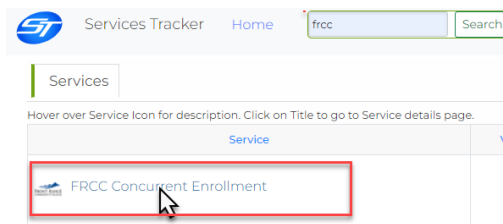
<https://www.frontrange.edu/getting-in/admissions/apply-now> This guide will help you complete your application. Check your email for a “received” email. Otherwise your application may not have been submitted! Then check for an “accepted” email. *If you already have an S# you can look it up click [HERE](#)

Next, Login to [StudentVue](#) to complete your Concurrent Enrollment Agreement Form.

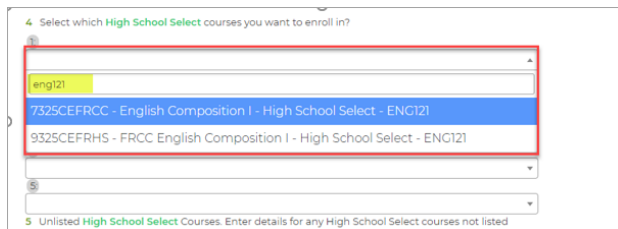
1. Click on **PSD Links** then **Services Tracker** (You may need to log into Microsoft, Use your PSD credentials).



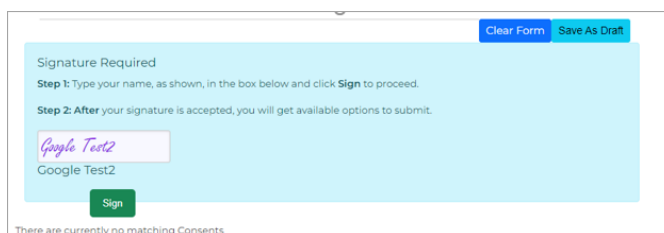
2. From the Search bar type in **FRCC** click search



3. Click on FRCC Concurrent Enrollment - **Choose Campus Select courses**, you can enter the course title or the FRCC Course ID number in the search box.



4. Digitally sign the form and click sign



5. **Click agree, then confirm.** Make sure your parents complete the Synergy Form, click [HERE](#) for instructions.

Final Steps:

1. Attend orientation and register for courses: <https://www.frontrange.edu/lc-collegenow/programs/campus-select>
2. Email your counselor to confirm all steps are complete by Friday, August 25th. [Review the FRCC calendar.](#)
3. FRCC courses should align with your ICAP goals. Login to www.psdfutureready.org/xello to update your plan.
4. Do you need a textbook? The bookstore will have a list of approved PSD students on August 29th. Books are paid for by PSD, click [HERE](#) to view instructions.