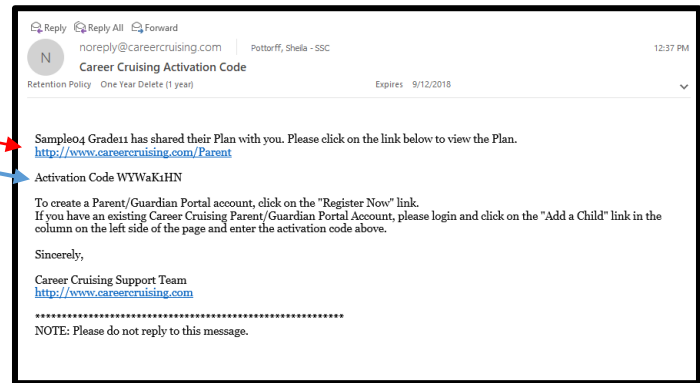
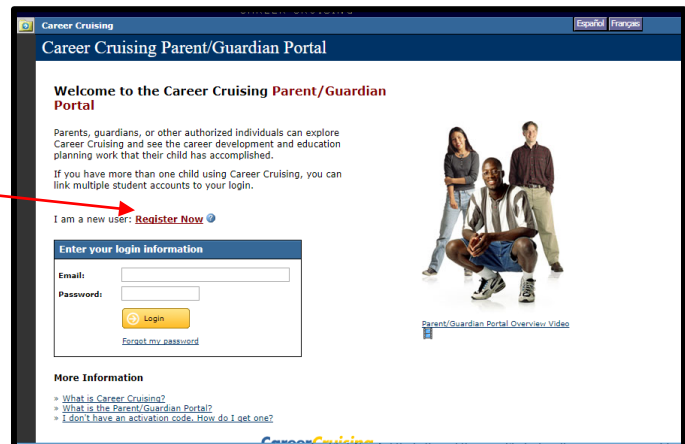


How Parents/Guardians Activate Career Cruising Parent/Guardian Portal:

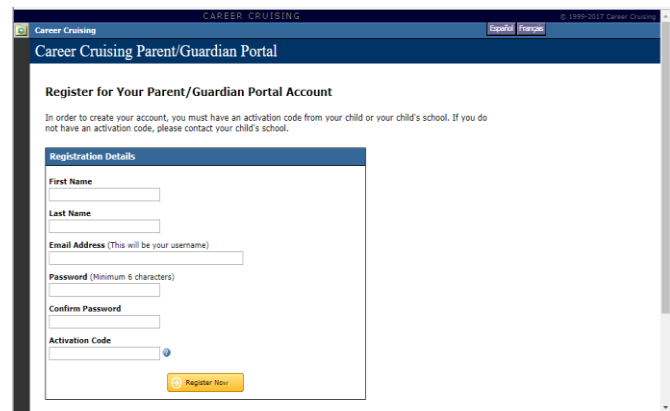
Once a student sends an invite to a parent, they will receive an email from Career Cruising with a link to go to Parent Portal and an Activation Code.



The next screen comes up for the parent to activate their Career Cruising Parent Portal. Parent will click on **Register Now**



In this screen, you will create your Parent Portal. Once you click on **Register now**, the next screen will be your Parent/Guardian Dashboard.



From here, you will be able to view your student's Plan for career and academic planning.

If you have other students, you can access their accounts too. You can get an access code from the other student's school that is connected to his/her account, or have the student send you an email.

